

Kansas City Woodworkers' Guild

Increase your Woodworking skill and knowledge

KCWG Sponsors
Check 'em out!



Members News

President's Corner

The only constant is change and change we must. This month marks the end of my term and I will be stepping down. Let me say that I have thoroughly enjoyed my time serving on the Guild Board. This is a great organization that is moving forward and making great progress. Part of this progress comes from involving new people in the leadership of our organization keeping the guild fresh and relevant to the needs of the membership.

I have no doubt that your new president, Roland Mohler, will continue to grow the Guild in richness of offerings and value to you the membership. But Roland can't do it alone; this is a 100% volunteer organization and that requires that our membership step forward to volunteer to help in the operations of the Guild. There are opportunities to assist in every area of Guild operations and at different levels of participation. You can really write your own ticket. Go to the Officer or Director that oversees the area you want to participate in and offer

your services, there is plenty of work for everyone.

Speaking of getting involved and contributing to the Guild, the time has come to bid farewell to our current Director of Assets, Barbeque Caterer, Rough to Ready Instructor, Turfbox builder and Shop Foreman Erwin Kurtz. Erwin and Jeannine are relocating to the Phoenix area. I know that you will join me in wishing them well in their next chapter all the while feeling a great void will be left in their place. The void must be filled by you finding the area where you want to contribute and making it yours.

I hope everyone enjoyed the pancakes at our 5th Anniversary mini Open House. Chris Cakes made sure all attendees had all the pancakes they wanted before heading off to the woodworking show. I think you can see that the shop expansion is pretty much done with just a few items left on the punch list. There were many of our members and sponsors that contributed to making our shop

even more versatile and darn good looking. Our entryway is more inviting in part thanks to Jack Gregg and generous donations by Mark at American Walnut and Erwin Kurtz's frames with Craig Arnold's finishing touches. Our Guild Calendar and Sponsors area has been upgraded thanks to Craig Arnold, Dick Kammer and the wonderful donation by Urban Lumber. Maybe unseen but certainly vital is the electrical work that Erwin Kurtz and Jerry Thompson provided, Rob Young aside, electricity is embraced in our woodworking.

Thank you for allowing me the honor of serving this organization.

-Chuck Saunders, President



Kansas City Woodworkers' Guild

Increase your Woodworking skill and knowledge



Schutte Lumber
(816) 753-6262

Woodcraft Supply
(913) 599-2800

Metro Hardwoods, Inc.
(816) 373-1710

Andre's Tearoom
5018 Main St
Kansas City, MO 64112
816-561-6484

Eagle Jigs, L.L.C.
14221 Peterson Road
Kansas City, MO 64149

Santa Fe Glass All six locations
EVERYTHING IN GLASS
800-371-4527

Apollo Sprayers
www.hvlp.com

Strasser Hardware
(913) 236-5858

Woodline
(800) 472-6950

Cedar Creek Sawmill
(913) 638-1173

Van-Ton John Van Goethem
913-631-1094

Katalyst

GROUP INC.

Tom The Sawyer
Portable
Sawmill Service
www.TomTheSawyer.net

SUPERIOR GRINDING LLC
KYLE ALEXANDER
5313 BAYTOWN RD
BAYTOWN, MO 64133
Office: 816-561-8665
Cell: 913-638-2029
Fax: 816-561-8666
www.superiorgrinding.net

From the Shop

This is my last "From the Shop". As most of you know by know my wife and I are moving to Sun City Grand in Surprise, Arizona on May 5th to be closer to family. I will truly miss the KC Guild as it has been a most memorable experience. The friends that I have made at the Guild are exceptional and will always remain friends.

The first project that I was involved with was the 24 bookcases for the two schools that were destroyed by tornados in Joplin. That is where I meet Jim Stewart and Gary Creek who made me feel right at home at the Guild. After the Hallmark artist's decorated the exterior with book worms, tree houses, and every other fun thing you can imagine Jim and Gary asked me to accompany them to deliver the bookcases to Joplin. The delight of the school's principal, teachers, and students was very gratifying. Each school had a presentation program with all of the bookcases arranged around the auditorium. One of the Principals had tears in her eyes knowing that other people cared and worked hard to bring nice things in trying times.

From there the friendships grew and grew with Chuck Saunders asking if I would be the Director of Assets, Ron Lomax with the Turf boxes, Dave Kraatz with Hallmark and training, and all of the Members that took the Rough to Ready safety/box class. Now I'm rather sad to leave KC and the Guild having seen it grow and change.

With changes in the shop, the relocation and addition of machinery, operating procedures have been modified. At the 16" jointer and two table saws that share a common dust collector blast gates have been added to increase the efficacy of dust collection. Open the blast gate for the piece of equipment that you are using and close it after you have finished. This especially important with the 16" jointer without proper dust collection shavings will be flying back in the operator's face.

The mobile shop is now in service with two table saws, 8" jointer and 15" planer. Please observe the dust collection hoses that are on the floor. Band saws will be operational soon. This is a great addition to the Guild

and will accommodate more members and classes during open shop periods.

This addition also has its challenges moving the equipment out, making ready for meetings that need the space then moving equipment back for use. Volunteers will be needed to accomplish this task, so don't be afraid to step up and say, "yes" when asked. The Guild is a volunteer organization and we're only as good as the people who step up and help. You're a member. Do your part. It's rewarding making new friends and seeing the Guild grow.

My very best,

Erwin—Director of Assets, Retired



A Note From the Editor:

**On behalf of all of us at the Kansas City Woodworkers' Guild:
Thank you, Erwin. You will be missed.**



Extension Cord Safety

Extension cords are frequently used as a convenience tool around the shop. Extension cords provide a convenient way to use electrical equipment that can't reach a wall outlet. However, the way they are often used constitutes the hazard. Too often, people use them improperly, or misuse them in the shop, or on the job. Some of the ways safety hazards can be reduced, in your shop, or the Guild shop, are as follows:

Always inspect any extension cord for physical damage before use.

Cords should always be kept in excellent condition. That means no cuts, gouges, or splices. Any cut or abrasion that extends into the wiring should be removed from service immediately.

Keep cords out of aisles, doorways and other places where you, or others might trip over them.

Extension cords should never be used in lieu of permanent wiring at any time. If an extension cord has been in place for over 90 days (per NFPA Electrical Code), a new electrical

outlet may be needed.

Do not fasten cords with staples, nails, or any other conductive material that may penetrate the wiring. Plastic tie-wraps work well for temporary securement.

When someone trips over a cord, it should be removed to protect the cord, and eliminate the tripping hazard. If the extension cord is repeatedly jerked out of an outlet, it damages the prongs, or may break off the grounding prong. Each time the prongs are bent, it weakens the plug, therefore making it a potential electrical hazard.

All extension cords should be UL listed, property grounded, and meet all other applicable electrical code specifications, as well as, the correct wire gauge for the tool amperage load requirements.

If moisture is present, be sure your cord is the proper type for these conditions; an in-line GFCI may be needed

to reduce the electrical shock hazard if the cord is not equipped with a GFCI.

Don't plug one extension cord into another. This practice is called daisy-chaining and is not a safe practice.

Remember that extension cords are only a temporary convenience to extend electricity to a location that is not accessible to a wall outlet. Extension cords are not a long-term answer to any electrical need, but can be a safe and useful tool when used correctly in the shop.

-Chuck Slagle, Safety Director



Toolmaking -- You're a toolmaker and you didn't even know it!

Join the Hand Tool SIG on April 24th at 2pm in the KCWG shop to learn about shop made tools and how it's entirely possible to make them yourself.

Andrew Carr will help us explore some of the more commonly shop made tools and what the benefits are of making your own tools.

From the simple layout gauges to the more complex planes, come find out why you should, or at least try, to make your next tool rather than buy.

At the end of the SIG we'll be doing a make 'n take of a simple beading tool. Perfectly customized to your hand, yet an oh so useful gadget for making small beads.

Looking forward to seeing everyone April 24th at 2pm. Bring your favorite shop made tools to show them off!

Questions, contact Andrew Carr (tandell@gmail.com) or Rob Young (rwyoung@ieee.org)

Elections This Month

It's April and the time of the year that the Guild elects half of the leadership positions. Positions to be filled (along with current nominees) are:

More Sponsors!

- | | |
|----------------------------------|------------------------|
| Vice President | -Roger Bartlett |
| Member-at-Large | -Tim Locke |
| Director of Sponsorship | -Craig Arnold |
| Director of Membership | -Wayne Pederson |
| Director of Communication | -Dick Kammer |
| Director of Training | -Dave Kraatz |

David Roth
Woodwork
913-481-9016

Intarsia By Day



Marquetry By Night

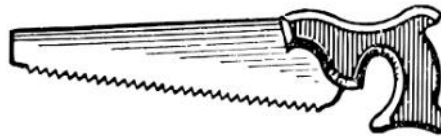
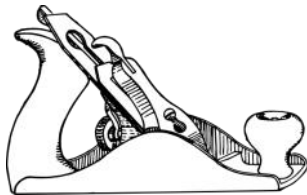
chefroth@vercastkc.net

We have 6 nominees for these positions but the nominations are open until April 15th. Please send nominations or questions to Secretary@kcwoodworkersguild.org.



Re-View
1235 Saline St
N. Kansas City, MO 64116

Members must be present at the general meeting to vote.



Wood By Design
(913) 962-0159

Membership

On Saturday, April 16, 2016 I will be re-arranging the badge racks. They will be in alphabetical order in each section. If you have not paid your dues before then, your badge and a spot for your badge will be removed. Also if you did have a green badge your safety orientation will lapse and you will need to retake the online test and safety orientation. If you have your badge at home or in your car please bring it to the shop and hang it up.

indeed paid your dues. If you find your location but there is not a badge there, then you have taken it home by accident. (I only take mine home about half the time so I know it happens.)

We still have a lot of discount cards in the membership office that need to be picked up.

If you are a new member and have not picked up your badge and discount card check in the membership office.

So when you come to the monthly meeting on April 20, 2016 your badge will be in a new location. If you cannot find your badge or its' location then check with in the membership office to verify that you have

Kansas City Woodworkers' Guild

Increase your Woodworking skill and knowledge



Our Shop Expansion

Our Pancake breakfast kicked off a new milestone in the Guild. We have added a whole 'nother shop. Why did we do that? Allow me to fill in the gaps. As Open Shop has become more popular offering over 150 hours a month of access we still have days where there is a lot of activity and the wait for machinery makes for a drawn out project. In addition when we have hands on classes we have found that having a class in the shop while others are working on their projects doesn't flow as smoothly as you would hope. Often a class will need exclusive use of a machine and that can put a kink in your project plans if you can't use the table saw for instance. For that reason we usually will cancel the Open Shop times so that a class can have exclusive use of the shop. Unfortunately we want to expand the Open Shop schedule at the same time we want to increase the number of classes that we offer - what's a poor Guild to do?

We looked around our space and saw (as Erwin pointed out when he first arrived to the Guild) there is a lot of space tied up holding chairs that only gets used around 5 times a month for a total of about 15 hours. If we were to expand our equipment into this area we could have a separate shop for the classes to use and when there are no classes we have a much bigger shop to handle the increased participation. Much as the Andre's project funded the equipping of our original shop, the Hallmark project provided the funds to kickstart the shop expansion.

What is truly awesome is that these milestone leaps in the Guild's life are due to the generous contributions of time and talent by our members volunteering to make these projects successful. The Mobile shop consists of 2 SawStop tablesaws, a 14" and an 18" bandsaw, 8" jointer, 15" planer, drill press and mortising machine. There are also 5 new work tables added to the mix and everything is mobile.

Mobility is important because we need to clear the seating area of machinery for meetings and

clear the chairs away for shop use. We have rolling carts for all of the chairs so all of the chairs can be stacked and easily moved over to the side by the AV desk. There is now a curtain to keep the sawdust away, the chairs will stay cleaner than ever before and the meeting area floor will be cleaner too. But our meetings will now end with a pick up the chairs routine. I know I can count on everyone lending a hand. The machinery is all on wheels and the workbenches have purpose-made dollies so that they can be rolled around easily. These dollies are for the workbenches, please do not re-purpose. Use the dollies, don't drag the tables around and make the floor look bad.

Now that we have added more shop to our shop, we also have more shop to keep clean. Obviously keeping the shop clean is everyone's responsibility, and a clean shop is a happy shop. Please make an effort to clean up after yourself and maybe a little bit more. This addition brings more capacity and flexibility to our planning and I know that the Guild will benefit.

Thanks,

Chuck Saunders, President



Summertime is Prime Training Time

It's time to take advantage of the longer days, no snow and ice and great sunshine to enroll in Guild training and build your woodworking skills.

There are still seats available for the Paul Schurch classes this month. These classes will certainly boost your veneering and marquetry skills to a higher level.

The John Wilson Shaker Box and Wooden Tool Building classes in June still have class openings. This is a good opportunity to learn an historic craft from a master Shaker craftsman and keep it alive.

The Calvin Hobbs Carved Side Chair class offers the opportunity to jump into period furniture building and advance your furniture carving skills.

Do not miss the monthly Saturday Skill Building Clinics that are staffed by our experienced members.

Finally, remember to watch for the Freddy Roman class on Building a Federal Style Table and learning his Stringing, Banding and Inlay Technique. Freddy will be with us following the Woodworking in America meeting in September.

Please take a look at the Guild [webpage](#) and read

the details and dates on these training opportunities.



-Dave Kraatz, Training Director



Reminder! A Note on Finishing in the Shop

A note from our Safety Director, Chuck Slagle, "no finishing in the Shop unless it is a Guild project." Thanks, Chuck!

-The Editor



Opinion

Five years? It seems the time has flown by. It seems like only yesterday that we were in a frantic search to find a new home after losing our lease, at the 67th Street location. A lot has changed since then. At the time of that move, we were at around 200 active members. We are now north of 500 members, having hit a high, last year of over 700. WOW!

When I signed that first lease, on behalf of the Guild, we were in uncharted waters. We hoped just to be able to make the rent and keep the doors open for our members. When I joined the Guild, we were meeting in the basement of the Jacob's Well Church. About 80 loyal members regularly attended our monthly meetings. I was told by, then President Wayne Wainwright, that

the dream was to have a place of our own, a shop for our members. That dream has been realized through the hard work of many volunteers.

They work on projects to raise money, like the Turf Boxes. And they put in their time to keep the shop doors open for you the member to build your dreams. They manage the needs of the Guild and of the membership. They work to provide quality tools for you to use, provide educational opportunities, and to expand your knowledge. And of course, safety programs to keep all of you safe from the hazards of our chosen hobby. No one wants to be called "Stumpy".

With the April meeting, we hold our elections for

Officers and Directors. As we continue to grow, it's time for some of you to step up. It's time to volunteer to help keep the Guild the kind of place where you can learn and grow your woodworking. I'm not telling you to run for office right out of the gate. But to find an area, that interest you, to help out, be an assistant to that director. It's time for the new blood to help us keep this Guild strong. You are the future of the craft and the Guild. Let's keep the dream alive and growing.

Kevin Thomas, Member-at-Large

Member Profiles



Jacob Burkhalter

Meet Jacob Burkhalter. Jacob is one of those lucky people whose day job is Furniture Making. He enjoys using Black Walnut in his projects, because it's easy to work with and as pretty as it gets. Plus it's plentiful in our area. The tool he often reaches for, for all kinds of things, is his trusty Stanley #5. And his favorite project was the desk pictured below. He feels it was his best work so far and was extremely proud of the finger joints that hold the carcass together.



Amy Davis

Amy is a new member and a new woodworker. Her day job is in Marketing and Print Graphic Design. While she has no specialty, she has done some home repairs and rehab work. She does have a deep appreciation for the craft. She has no favorite wood to work with at this time, but loves the look of mahogany and walnut. Time will tell what her favorite is. She hopes to build her first, ever project, sometime in 2016. We all hope she brings that project to a meeting for Show & Tell. Her best piece of safety advice is to leave the flip-flops and sandals for the beach.



Improved Calendar / New Shelf

Among the various changes you will be seeing at the Guild Shop on Mercier St. these days is a new wall calendar. Gone is the old four-month dry erase board just inside the main hall. In its place Guild members Craig Arnold and Dick Kammer have created an iron filing base board which will act as a substrate for magnet-backed vinyl labels for month, day and year. The labels are the creation of Chuck Saunders. The overall look offers a brighter, more easily read four-month calendar which will also be more easily adjusted according to the Guild's needs.

Here's a picture of Craig Arnold proudly showing off the new calendar. Craig and Dick also built the spalted hackberry shelf underneath it from wood donated by The Urban Lumber Company. Given the convenient height of the shelf, members are cautioned that it is NOT a seat. There was sufficient wood for a second shelf under the sponsorship board.



Made By Members



-Gary Mielke

All Photos
Courtesy Neal Ray Shoger

-James Childress



Made By Members, Cont..

All Photos
Courtesy Neal Ray Shoger

-Neal Ray Shoger



-Ken Grainger



KCWG Open Shop Schedule for April 2016

Hour Beginning	9	10	11	12	1	2	3	4	5	6	7	8	9
Fri, Apr 01										Andrew Carr			
Sat, Apr 02	Bill Lintner												
Sun, Apr 03		Chuck Saunders					Power Tool SIG						
Hour Beginning	9	10	11	12	1	2	3	4	5	6	7	8	9
Mon, Apr 04									Gary Strohm				
Tue, Apr 05	Jerry Thompson			Craig Arnold							Kara Paris		
Wed, Apr 06	Roger Bartlett										Leadership Conf		
Thu, Apr 07	Erwin Kurtz				Gary Mielke								Intro to Basic Woodworking
Fri, Apr 08										Chuck Gregg			
Sat, Apr 09	Chuck Saunders												
*	5-Year Mercier St Anniversary Pancake Breakfast: 8:00 - 10:00 a.m. - Reservations Required. See Events Page.												
Sun, Apr 10		Rob Young						Mark Waugh					
Hour Beginning	9	10	11	12	1	2	3	4	5	6	7	8	9
Mon, Apr 11											Woodturners / Safety Committee		
Tue, Apr 12	Jim Stuart			Ron Lomax			Craig Arnold						Safety Committee
Wed, Apr 13													Scroll Saw Sig
Thu, Apr 14	Gary Mielke												
*													Intro to Basic Woodworking
*													Chippendale Footstool Class
Fri, Apr 15											Brad Swaters		
Sat, Apr 16	Bill Lintner												
*	Intro to Scroll Saw												
Sun, Apr 17		Chuck Saunders						Safety Orientation					
Hour Beginning	9	10	11	12	1	2	3	4	5	6	7	8	9
Mon, Apr 18									Gary Strohm				
Tue, Apr 19	Jerry Thompson			Craig Arnold									
Wed, Apr 20	Roger Bartlett										General Meeting		
Thu, Apr 21	Gary Mielke										Kevin Thomas		
*	Veneering for Pros - Paul Schurch: 8:30 - 5:30												
*													Intro to Basic Woodworking
*													Chippendale Footstool Class
Fri, Apr 22	Marquetry Seminar - Paul Schurch: 8:30 - 5:30												
Sat, Apr 23	Marquetry Seminar - Paul Schurch: 8:30 - 5:30												
Sun, Apr 24	Marquetry Seminar - Paul Schurch: 9:00 - 4:00												
*							Hand Tool SIG						
Hour Beginning	9	10	11	12	1	2	3	4	5	6	7	8	9
Mon, Apr 25													
Tue, Apr 26	Jim Stuart			Craig Arnold									Wood Carvers SIG
Wed, Apr 27											CNC SIG - 6:30		
Thu, Apr 28	Gary Mielke												Intro to Basic Woodworking
*													Chippendale Footstool Class
Fri, Apr 29											Brad Swaters		
Sat, Apr 30	David Krantz												



Kansas City Woodworkers' Guild

Increase your Woodworking skill and knowledge



April, 2016, No. 4

**Find Us : KC Woodworkers' Guild
3189 Mercier
Kansas City, MO 64111-3631**

Next General Meeting : April 20, 2016.
SIG: Paul Schurch "Decorative Veneering and Marquetry!"

Find us on the Web at www.kcwoodworkersguild.org

Have a suggestion for the Guild? Idea for a program, clinic, workshop? Contact us using the emails to the right.



**"There is only one thing that makes a dream impossible to achieve: the fear of failure."
— Paulo Coelho**

Position	Name
President : president@kcwoodworkersguild.org	Chuck Saunders
Vice-President : vicepresident@kcwoodworkersguild.org	Roland Mahler
Secretary : secretary@kcwoodworkersguild.org	Sharon Pugh
Treasurer : treasurer@kcwoodworkersguild.org	Gary Mielke
Member-at-Large : memberatlarge@kcwoodworkersguild.org	Kevin Thomas
Director of Events : events@kcwoodworkersguild.org	Bill Lintner
Director of Membership : membership@kcwoodworkersguild.org	George Rexroad
Director of Communication : communication@kcwoodworkersguild.org	Dick Kammer
Director of Sponsorship : sponsorship@kcwoodworkersguild.org	Craig Arnold
Director of Training : training@kcwoodworkersguild.org	David Kraatz
Director of Programs : programs@kcwoodworkersguild.org	Toby Liu
Director of Assets : assets@kcwoodworkersguild.org	Erwin Kurtz
Director of Safety : safety@kcwoodworkersguild.org	Chuck Slagle
Newsletter Editor : newsletter@kcwoodworkersguild.org	Brandon Mason
Web Master : webmaster@kcwoodworkersguild.org	
Librarian : library@kcwoodworkersguild.org	John McKee
Historian : g.creek@att.net	Ann Creek