



Wood Words

Kansas City Woodworkers Guild www.kcwoodworkersguild.org

Volume 21 Issue 8

August 03

Guild Meetings: Roanoke
Presbyterian Church,
1617 W. 42nd St.,
KC Mo. 64111

August Raffle: Kris will have his usual great assortment

Please thank associate members; Paxton's, Strasser, Turn-About-Wood, Schutte Lumber and Woodcraft, for supporting our toy project.

Next Meeting Wed. August 20th, 7 PM

Program: Basic Wood Turning with Kris Kunzle

Habitat for Humanity Special Notice:

See info in the
Presidents corner
and also in the
meeting minutes
News section on
page 8

DIRECTORS-OFFICERS:

President	Erl Poulin 816 753-4121
Vice President	Jim Bany 913 341-3559
Secretary	Bill Webb 816 792-8205
Treasurer	George Dixon 816 781-8023
Director	David Roth 913 338-2433
Director	Wayne Suter 816 635-5792
Director	Neal Shoger 816 781-4000
Director	George Rexroad 913 831-9359
Director	Terry Stair 816 765-7296
Books	George Rexroad 913 831-9359
Video	Don Kruse 913 441-3484
Editor	Wayne Wainwright 816 453-1073

Sawdust: The Presidents Corner

Erl Poulin

Before I begin with our regular news, I would like to share a compliment received from Paul Irwin, Treasurer of *The Woodworkers Club of El Paso, Texas*:


"...I want to congratulate you and your Club on the tremendous achievements over the past year as reported in the last few issues of your newsletter. We thought we were 'hot stuff' when it came to doing things until we read what your members have done.

WOW, WOW, WOW. Our President read your accomplishments, especially about how many toys you have made and donated, and he was amazed - he said [Darn], they must have the whole population of Kansas and Missouri in their club".

Well, Paul, thank you very much for your kind words of encouragement and support. No, we don't have the whole of Kansas and Mis-

souri in our Guild, but I am especially proud of the members we do have. They obviously have taken my constant ranting about "participation" to heart, and truly have made our Guild a better organization for it. I am constantly amazed at the care and concern for others shown by them, and I feel privileged and honored to belong to such a dedicated group of people. Now, if only I could get the members of my church to be oh so involved.....

Bus Trip to Des Moines









Our upcoming bus trip to August Home Publishing and the Woodsmith shop in Des Moines, Iowa, scheduled for Saturday, the 11th of October, is now fully booked. Because of this, we need to stress that to ensure your seat on the bus, the full amount of \$30.00 **must** be paid by the August meeting, or mail your check to George Dixon at his home address, which is: 1312 Tel-

ford Dr., Liberty, MO 64068-1241. You must ensure George receives your check by Friday, August 22nd. As the cost of the bus rental has already been committed, there can be no refunds if you don't go on the trip.

Kansas City Pickup Location

We will gather at our regular meeting place, the Roanoke Presbyterian Church, 42nd and Wyoming, by 6:45 am Saturday, and the bus will leave by 7:00 am.

PLEASE PATRONIZE OUR SPONSORING MEMBERS

	Paxton Woodcrafters 816 483-0659
	PlansNow www.PlansNOW.com
	Schutte Lumber 816 753-6262
	Strasser Hardware 913 236-5858
	Turn-About-Wood 816 587-3195
	Woodcraft Supply 913 599-2800

Liberty, Mo. Pickup Location

As a concession to the many members who live north of the river, we will have a bus pickup in Liberty, at the Missouri State Commuter Parking Lot, located on the northeast corner of I-35 and Missouri 152. This is exit 16 on I-35. A Super 8 motel is also located on the corner.

George will have information and a map at the meeting. Northlanders should meet there by 7:30 am, and the bus will leave by 7:40 am. Please let George know if you plan on meeting the bus in Liberty.

Habitat for Humanity



Jim Bany's Kaw Valley Habitat for Humanity house-building project is scheduled for the weekends of September 6th, 13th and 27th. See Jim at the meeting to offer your services. Wear some old clothes,

and be prepared to be fully exhausted - and satisfied - after a long day (or more) of helping out with this very worthy cause.

UMKC "ACED"

The dates for the UMKC "ACED" (Adult Continuing Education for the Developmentally Disabled) class project Fall 2003 sessions are as follows:

UMKC - September 6, 13, 20, 27; October 4, 11

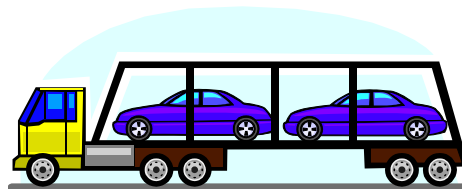
Longview - October 18, 25; November 1, 8, 15, 22
See either Dave Kraatz or myself at the meeting to volunteer; we will have a sign-up sheet available. We need at least one, and preferably two members for each date to teach the class. Give some consideration to signing up for two or more dates, and for each of the sessions. Please note that there is some conflict with the dates for both the bus trip, and the Habitat for Humanity project. We need folks who are not going on the bus trip, or are not involved with the house-building, to fill in on those dates. Lesson plans will be available for each date, and you will have plenty of help provided by the UMKC teaching assistants. This is an excellent means to gain public exposure for the

Guild, and to fulfill a need for outreach into the community.

2x4 Contest

It is also time to start planning your entry for our 2nd annual 2x4 contest, to be judged during the December meeting Christmas party. The rules will be the same as last year: you may use any grade and specie of wood, up to 504 cubic inches - the same amount as in a standard eight foot 2x4, and hardware can be used, if incidental to the project, such as hinges, latches, etc. The entries in last year's contest were excellent, and this year promises to be even better.

Toy Project



The Toy Project is moving into high gear, with five separate Toy Captains taking

the helm of each of the various types of toys we are producing. We are in the process of determining a date and location in November for the final assembly and distribution of the toys to the United Way.

Executive Meeting

The executive meeting this month will be held once again at Fred Chael's home, on Tuesday, the 19th of August 2003 at 7:30 pm. Any and all members are always welcome to attend.


Miscellaneous

Thanks to Wayne Wainwright, we now are listed on the club pages of Wood Online, the website of Wood Magazine, along with some 140 plus other woodworking clubs and guilds

This is just another means of gaining exposure for our Guild, and he has included a reference in the listing back to our own Website. Be sure to check us out on the Internet at www.woodmagazine.com, and then click on View Club Pages. The listings are in alphabetical order, by state, so you'll find us about halfway down. By the way, our own website address is www.kcwoodworkersguild.org.

Finally, Guild **hats, shirts coffee mugs** are available for purchase, and will be on the back table at the meeting. Hats are \$10.00, shirts are \$25.00, and mugs are \$5.00. All proceeds will go to benefit the KCWG general fund.

Shop Safety



Quote from the book Choosing & Using Hand Tools by Andy Rae; "Hand tools, with their quiet simplicity, can lull you into a false sense of security. Yet some of the worst ac-

cidents I've seen have come from improper use of hand tools---not power machinery....

The lesson? Keep your tools sharp --- razor sharp. A sharp tool is safer because it affords greater control. Also, learn to work at the pace your tool demands --- not the other way around. A sharp attitude will ensure years of productive, enjoyable and ultimately safe woodworking."

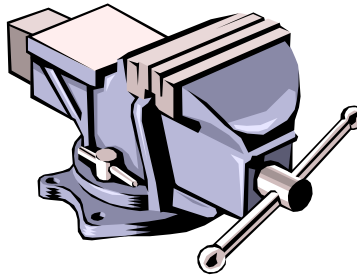
From Woodworkerscentral.org

I was using a 3¼ inch wood chisel to clean up a notch that I should have used the vise on, So I, like an idiot, decided to hold the piece and chisel away. Well 5 strokes into it, with a freshly honed chisel, it slipped and plunged effortlessly into my left forefinger above the second knuckle, about a 1¼ of an inch deep. I immediately applied pressure and wrapped the finger. I was lucky it did not go deeper.

Advice to other Woodworkers

- 1) use carving gloves if you can't use your vise
- 2) **Use your vise**
- 3) Don't place your hands in the path of your carving tools

Jim Ramsey



I was rounding off a square tenon to fit in a rounded mortise. The rail with tenon was in the vise and I was pushing with my left hand while guiding the tip with my right. I pushed the chisel into the meat of the base my thumb (thenar eminence). This was the first activity of the day.

Results - 8 stitches and an allergic reaction to the Lanacaine resulting in 2 more ER visits and missing 4 days of work (and boy was I poor at the time).

Advice to other Woodworkers

It's possible I was overly excited to get going for the day. I hadn't properly gotten myself into woodworking mode. When you walk into the shop, anytime you walk into the shop, make sure to change gears and think 100% about your actions - it's no walk in the park.

Printed by permission of: Woodworking.org.
All Rights Reserved. For more tips like this, visit www.Woodworking.org

Special Member Benefit from:

Plans NOW

Join the PlansNOW Treasure Hunt and win TOOLS! Visit PlansNOW.com and click on the PlansNOW Pirate for details.

And while you're there, use your 15% discount on all the plans and techniques in the store.

Your e-coupon word is: KCGuild

Read more about our newest Sponsor on our web site or visit them at: www.PlansNOW.com

Program:

David Roth



Jim Bany gave an excellent demonstration on HVLP Sprayers.

Jim says the American Wood Working Magazine. Issue 101 July - 2003 gave a great presentation on the procedure to use them.

HVLP Advantages:

- 1) Less over spray
- 2) Dry, clean air
- 3) Portable

Stage Turbines
50-100 CFM
4 to 8 psi.

Features that Jim likes

- 1) easy to clean gun and air filters.
- 2) Non bleeder gun
- 3) 20' air hose
- 4) Flexible pick up tube
- 5) Fine tune air

Technique:

1. Waterborne Finish - safe and fast; Jim had to use a retard agent for the water based finish. You get a cleaner, more even coat and it slows down drying time.
2. Prepare with 220 grit . Sanding sealer filled in the pores. Then he used 3 coats of semi-gloss for his tables.
3. PRACTICE - PRACTICE - PRACTICE.

Practice Technique:

1. Hold the gun – facing down or straight up.
2. Select the fan pattern.
Round
Horizontal
Vertical
3. If you can go in a booth. You can finish it off in no time.
4. Adjust air- hold gun 6 to 8 inches from the product.
 - Too little air it splatters.
 - Too much air results in over spray. Adjust fluid knob in the back until you get an even coat 6 inches across.

Build a Practice Box: 12” x 16” x 30”

Start your spraying project with the least visible side (inside of the project.) back, side, bottom.

Then Clean up the gun. 5 Minute clean up.

Jim used the **Turbinaire** gun for his presentation. You can find the Turbinaire and other sprayers at our local sponsor Woodcraft supply.

Want to help cut guild monthly costs? Consider receiving the newsletter via email. It is faster and comes in color. If you are interested, please send an email to Wayne Wainwright at: wwrig@kc.rr.com, or add your email to the Attendance list at the monthly meetings.

Newsletter Deadline: 1st of the month:

**Please send all submissions for articles, tips, want ads announcements and anything else to Wayne Wainwright:
816 453-1073 email: wwrig@kc.rr.com**

4214 N Brighton Ave KC. MO. 64117

For Sale

Lumber

- About 200 board feet of 5/4 walnut purchased about 20 years ago. Its been laying flat indoors all this time. Some of the boards are over 12 in wide and most are about 8 ft long. \$600 (\$3.00 a board ft) if you want to buy the whole lot. **Contact:** Ben Hibbs 913 268 6543 or bhibbs@kc.rr.com

- We have been contacted by an individual who has several lengths (up to 12 feet or more) of ornamental [Pine] wood ceiling beams available. He has removed them from his home in Parkville in a remodeling effort, and his wife is anxious for him to dispose of them. **Contact** Darrell at 816-587-0792.

- Another individual has 1x4 and 1x8 lumber up to 18 feet in length, from a garage demolition, which he says dates back to circa 1910. He says this may be desirable for woodworking, due to tighter grain patterns, longer lengths, etc. **Contact** Kirk at 816-333-4955.

Tools

- 20 inch Delta bandsaw, a 10 inch Jet Unisaw, and a 12 inch Belsaw planer for sale. **Contact:** Ken Spong 913-648-3349 or kenspong@hotmail.com.

Wanted

- Gary Jones in Topeka is looking for 300 square feet of weathered barn wood, for a remodeling project he is doing for a lawyer friend. He uses the barn wood, interspersed with strips of copper, for interior paneling. If you know of a supply somewhere. **Contact** Gary at 785-266-8461.

Paxton Wood Source:

Paxton still has the Miller Dowell and a host of other woodworking supplies available. Check them out!



Schutte Lumber:

Need any of these?

- Timbers
- log cabin sidings
- engineered wood
- domestic and specialty hardwoods
- Custom wood interior and decorative trim moulding



Check out Schutte Lumber!

Turn About Wood:

Veneer Blowout (while supplies last)

- Cherry Veneer (wood backed)
 - Choose from 2' X 10' or 5' X 8' \$35 sheet.
- Alder Veneer (paper backed)
 - 4' X 8' \$20 sheet
- Birch Veneer (paper backed)
 - 4' X 8' \$20 sheet

Woodcraft:


Through August! SAVE \$50 on the JET 14" Closed Base Bandsaw **Model WBS-14CS.**

Standard features include micro adjusting upper blade guide, a "V" groove blade guide bar for consistent positive alignment, graphite impregnated JET Blocks® for cool, true running blades, extra large 15" x 15" cast iron table, table height from floor of 43-1/2", totally enclosed fan cooled 1HP, 1 Ph, 115/230V motor, built in dust chute, and a 3/8", 6 TPI blade.

\$549.99 Sale

Web Words

Wayne Wainwright



Quality Woodworking Tools & Supplies at the Best Prices around"? That is what they say at Hartville Tool. They offer a wide range of essential, hard to find, unusual, and unique items.

Their goal is to insure that the items offered are either of the highest quality (because sometimes cheaper is not better) or the best value for your money (because sometimes cheaper is just as good), so you can feel free to do your best work without breaking the bank!



The History

Hartville Tool's roots go clear back to 1972, when the Miller Family first purchased Hartville's local "main street" hardware store. In a day when mega "do-it-your-self" stores and "super-size" lumberyards regularly overwhelm the "little-guy" (and sometimes each other), our parent company, Hartville Hardware, has grown to be the largest single Hardware store in the nation.

Why? Because of unswerving commitment to quality and knowledgeable service. Just like the rest of the company, our tool department took off under the watchful eyes of our expert staff. Once we'd made our mark, we decided it was time to share a good thing with the rest of the world. In 1987 we sent out our first catalogs (in black and white).

Shortly after, we went to color catalogs, and started manufacturing some of our own products. Today, we've gone to state-of-the-art digital photography, and of course added this spiffy on-line catalog. It's been a long road from "Main Street", Hartville to "main Street", U.S.A., but, even though we're small compared to "the big guys", we're still convinced that our customer service first philosophy will keep you coming back to Hartville Tool!


<http://www.hartvilletool.com>



Janet Wilson's Intarsia project



The EMCO Unimat (really small lathe) from Germany - displayed by Trent Glammann



Bill Fitzgibbons' Craftsman Power Tool Catalogs from 1935 and 1958

Show & Tell Pictures



Frank Layne's White Oak table



Jerry Jennings's Rocking Chair and table parts he was looking for assistance on how to repair.



Jim Bany's Oak End Table



Trent Glamann's Pine Shelf



Jim Bany's Oak Coffee Table



P.O. Box 413922
Kansas City, MO. 64141

Minutes

Guests & New Members: Chad Nichols, Debbie Bell

News:

The Intarsia wood working class for the guild is schedule for Friday Aug 29, from 6:30 pm to 8:30 pm and Saturday Aug. 30 from 9:00 am to 3:00 pm.

The class will have five people and is full. **Important: If you have signed up for the class, please contact David Roth to make sure you are properly prepared. David's number is 913 338-2433**

Pick up your maps and make sure you fill out a sign up sheet for Jim Bany's **Habitat for Humanity** project at the August meeting.

Raffle:

- Bob Ladue - the Bench grinder
- George Dixon - the level
- Ray Torres - the clamps
- David Roth - the Shop Vac
- Kris Kunzle - Blades & WD 40
- Seth Rexroad - Blades
- Frank Lane - air hose
- Cliff Bell - Micro plane
- Kevin Mc Andrew - strap wrench
- Gary Cardwell - Glue
- Russ Amos - Gloves
- John Maciel - WD 40
- John Van Goethem - Glue
- Bill Evan - Micro plane



Show and Tell:

Frank layne made a table made from white oak.

Jerry Jennings made a chair and table.

Trent Glamann Made a shelf from pine and painted for his daughter room. Challenges were making the miters on the crown molding.

Jim Bany Coffee table and End tables made from Oak. The finish he used was what he demonstrated for our program. The challenges were he made his own veneer.

Calendar

Executive Meetings, 7:30 pm At Fred Chael's home, 4821 State Line Road, KCMO.

Guild meetings, 7:00 p.m., Roanoke Presbyterian Church, 1617 W. 42nd St., To reach us "during the meetings, call: KCMO. (816) 561-8177

Executive Meetings **2003** Guild Meetings

January 15th
February 19th
March 19th
April 16th
May 21st
June 18th
July 16th
August 20th
September 17th
October 15th
November 19th
December 17th

January 17th
February 20th
March 20th
April 17th
May 22nd
June 19th
July 17th
August 21st
September 18th
October 16th
November 20th
December 18th

Fred has agreed to lend his home for the monthly board meetings. All members are welcome at any board meeting. A call to Erl Poulin or Jim Bany is all that is necessary.